



rfalconcam.com

ROCHESTER FALCONCAM CREATING A FOOD CHAIN USING THE PEREGRINE FALCON

Objective: Student will construct and label the parts of a food chain using the Peregrine Falcon as the predator.

Directions: Cut out the parts of the food chain on sheet #2.





On your paper, sheet #3, draw a falcon habitat. This habitat can be either the steep cliffs of a gorge or tall buildings in a city.

Glue on your picture of falcon habitat the pictures of parts of the food chain from sheet #2.

Label prey, predator, producer.

Draw arrows from the producer to the prey to the predator to show how energy is transferred.

Make sure you put a title on the top of your food chain drawing.



Grass Seeds

Sheet # 3 Don't forget a title.